



## APPLICATIONS



ZPS FOR MILLING



ZPS FOR HMC



ZPS FOR HEAVY DUTY APPLICATION



ZPS FOR AUTO MOBILE COMPONENTS



**REDUCE  
SETUP TIME**

**UPTO  
90%**

**FENWICK AND RAVI**  
your productivity solution partner

10/3 Lakshmipura main road  
Chikkabanavara Post Abbigere,  
Bangalore, Karnataka, India- 560090

Bangalore: farexports@far.co.in  
Delhi : farsalesdelhi@farglobal.in  
Pune : farsalespune@farglobal.in  
Chennai : farsaleschennai@farglobal.in

+91 98800 10506 www.far.co.in  
+91 76250 98716 www.farglobal.in  
+91 76250 98711  
+91 76250 98717

## ZERO POINT SYSTEMS

- Accurate Positioning of the component
- Hydraulic / Pneumatic systems
- Hardened Stainless Steel
- Upto 40% increase in productivity
- Feed back and Blow out options
- High repeatability <0.005 mm

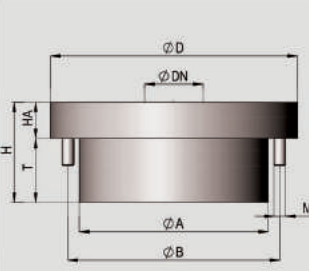
## HYDRAULIC - STANDARD MODELS



MODEL	CLAMPING FORCE	OPER. PRESSURE	REPEATABILITY	WEIGHT	BLOW OUT
ZP5	5 KN	30-35 BAR	<0.005 MM	0.5 kg	Optional
ZP10	10 KN	15-20 BAR	<0.005 MM	5 kg	Optional
ZP20	20 KN	30-35 BAR	<0.005 MM	5.5 kg	Optional
ZP40	40 KN	50-55 BAR	<0.005 MM	6.5 kg	Optional

## DIMENSIONS - STANDARD MODELS

MODEL	ØD	ØDN	ØA	ØB	M	H	HA	T
ZP5	75	15	55	63	M4	28	8	20
ZP10	135	22	94	111	M8	60	32	28
ZP20	150	32	111	128	M8	60	25	35
ZP40	170	40	130	147	M8	69	25	44

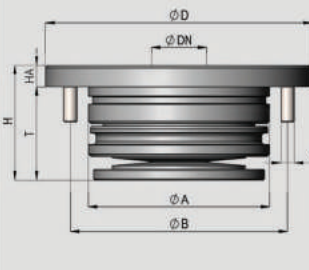


## INTEGRATED TYPE HYDRAULIC

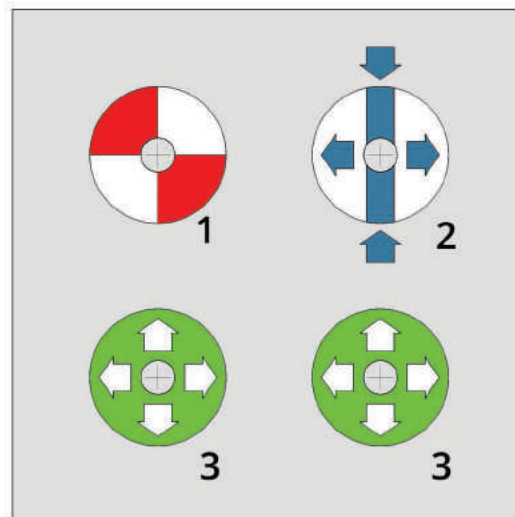
MODEL	CLAMPING FORCE	OPER. PRESSURE	REPEATABILITY	WEIGHT	BLOW OUT
ZP10 SP	10 KN	15-20 BAR	<0.005 MM	0.8 kg	Optional
ZP20 SP	20 KN	30-35 BAR	<0.005 MM	1.5 kg	Optional

## DIMENSIONS - INTEGRAL MODELS

MODEL	ØD	ØDN	ØA	ØB	M	H	HA	T
ZP10 SP	100	22	68	82	M5	43	8	35
ZP20 SP	120	32	85	100	M6	52	10	42




Pneumatic variants available



### Arrangement of Pull Studs....

- 1 - Zero Pull Stud, for location
- 2 - Timing Pull Stud, for location and free axis
- 3 - Under size Pull Stud, for holding

### Pull Stud Mounting Options




## PNEUMATIC - STANDARD MODELS



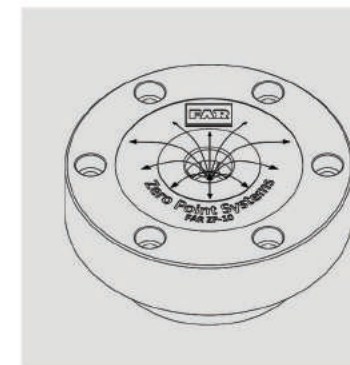
MODEL	CLAMPING FORCE	OPER. PRESSURE	REPEATABILITY	WEIGHT	BLOW OUT
ZP5 P	1.5 KN	4-6 BAR	<0.005 MM	0.5 kg	Optional
ZP10 P	10 KN	4-6 BAR	<0.005 MM	2.5 kg	Optional
ZP20 P	17 KN	4-6 BAR	<0.005 MM	4.0 kg	Optional

## DIMENSIONS - PNEUMATIC MODELS

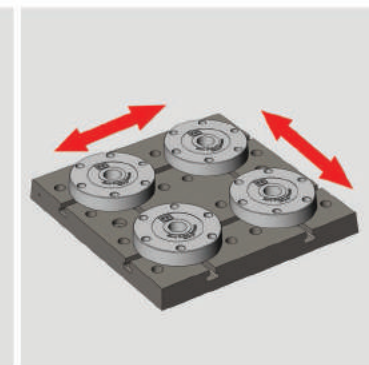
MODEL	ØD	ØDN	ØA	ØB	M	H	HA	T
ZP5 P	90	15	67	73	M4	29	8	21
ZP10 P	130	22	98	110	M6	35	10	25
ZP20 P	155	32	125	137	M6	49	15	34



## FEATURES AVAILABLE




**BLOW OUT**  
for chip removal



**VARIABLE CENTER**  
distance

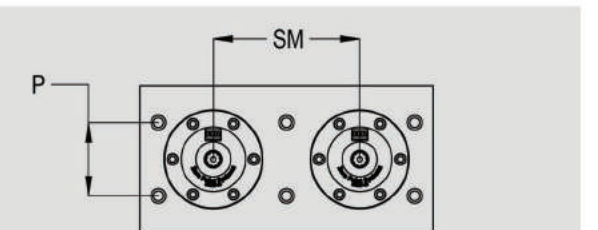


**RUST FREE**  
Stainless Steel

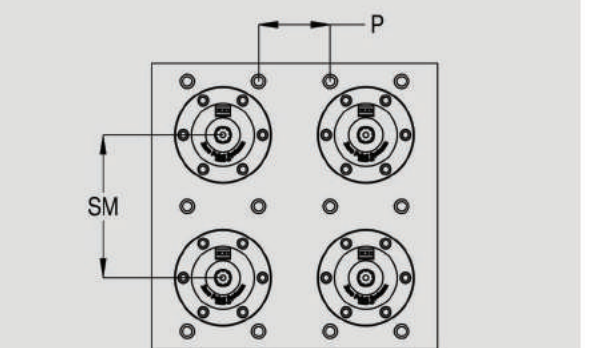


**FEED BACK**  
for additional safety

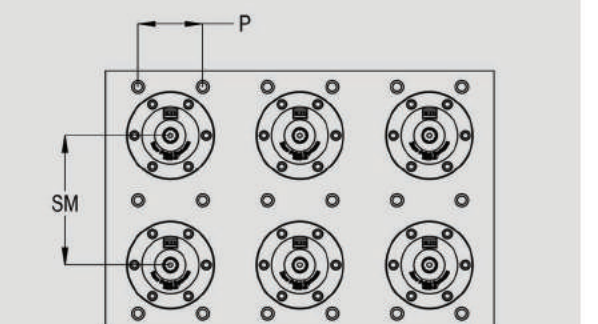
## CLAMPING STATION LAYOUTS



**ZPS 2 STATION**



**ZPS 4 STATION**



**ZPS 6 STATION**